


New 2020 Edition 3>Bathroom & Mirror

## 38114MA/C



16W LED fitting ideal for installation above the bathroom mirror, IP44.

Supplied with non-dimmable LED driver.


Complies with standard EN60598-1 and any other specific standards.



### Downloads



### Dimensions



### Physical Specification

Item Group	New 2020 Edition 3
Family	Bathroom & Mirror
Order Code	38114MA/C
Colour	Chrome
Material	Aluminium
Diffuser Material	PC
Shape	Rectangular
Length	600mm
Width	75mm
Height	60mm
Surface Wall	Yes
Indoor	Yes

## Gear

## Built In

## Fitting + Driver

Input Voltage

220-240V

50 Hz

Yes

60 Hz

Yes

Safety Class



Power(Watts)

16W

IP Rating

IP44

Light Source

LED built in

Dimmable

No

F Mark



## Fitting

Input Type

Constant Current

Input Current

120mA

Voltage

120V

Power(Watts)

14,4W

IP Rating

IP44

Light Source

LED built in

LED Type

SMD 2835

## Gear

Gear Type

Led Driver

Input Voltage

220-240V

50 Hz

Yes

60 Hz

Yes

Power(Watts)


12-14,4W

Power Factor


0,9

Constant Current

Yes

Output	120mA
Voltage Range	100-120V
IP Rating	IP20
Safety Class	
Dimmable	No

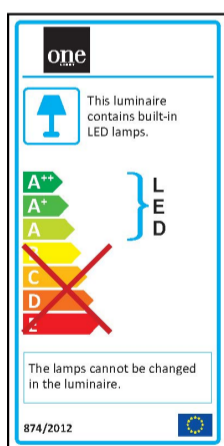
## Illumination Data

Colour Temperature	4000K
Lumen Output	1300lm
Light Efficiency	81,25lm/W
CRI	80
Illumination Diagram	

## Packing Info

Pcs/Carton	12
Barcode	5291889066262
HS Code	9405409900

## Energy Label



Warranty

2 Years

Weee Directive

Yes

switch to  
**one light!**

one  
LIGHT

