

12 Office & Kitchen > LED Linear Profiles

## 38150B/W/W



40W UGR17 Linear system with with 48 LED spots for surface or suspended installation, ideal for offices.

Complete with 1000mA driver

Complies with standard EN60598-1 and any other specific standards.



### Downloads



### Dimensions



### Gallery



### Accessories




050170



050170C/W

Related items





38150E/W

Physical Specification

|                   |                     |
|-------------------|---------------------|
| Item Group        | 12 Office & Kitchen |
| Family            | LED Linear Profiles |
| Order Code        | 38150B/W/W          |
| Colour            | White               |
| Material          | Aluminium           |
| Shape             | Rectangular         |
| Length            | 1300mm              |
| Width             | 70mm                |
| Height            | 35mm                |
| Surface Ceiling   | Yes                 |
| Suspended Ceiling | Yes                 |
| Indoor            | Yes                 |
| Adjustable        | No                  |

Electrical Characteristics


|                  |   |
|------------------|---|
| Gear             | Built In  |
| Fitting + Driver |   |
| Input Voltage    | 220-240V  |
| 50 Hz            | Yes   |
| 60 Hz            | Yes   |
| Safety Class     |  |
| Power(Watts)     | 40W   |
| IP Rating        | IP20  |

|              |   |
|--------------|---|
| Light Source | LED built in  |
| Dimmable     | No  |
| Cable Length | 300cm   |
| F Mark       |  |


#### Fitting

|               |                  |
|---------------|------------------|
| Input Type    | Constant Current |
| Input Current | 1000mA           |
| Voltage       | 36V              |
| Power(Watts)  | 36W              |
| IP Rating     | IP20             |
| Light Source  | LED built in     |
| LED Type      | SMD 3030         |
| LED Brand     | Osram            |
| LED Number    | 48               |

#### Gear

|                  |   |
|------------------|---|
| Gear Type        | Led Driver  |
| Input Voltage    | 220-240V  |
| 50 Hz            | Yes   |
| 60 Hz            | Yes   |
| Power(Watts)     | 30-42W  |
| Power Factor     | 0,9   |
| Constant Current | Yes   |
| 1000mA           | 30-42V  |
| IP Rating        | IP20  |
| Safety Class     |  |
| Dimmable         | No  |
| Brand            | ATG   |
| Protection       | 0   |

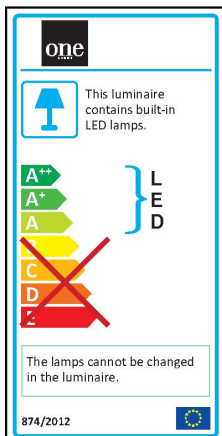
## Illumination Data

|                      |   |
|----------------------|---|
| Colour Temperature   | 3000K   |
| Lumen Output         | 3800lm  |
| Light Efficiency     | 95lm/W  |
| CRI                  | 80  |
| Beam Angle           | 34°   |
| Illumination Diagram |  |
| Dark Light           | Yes   |
| UGR                  | 17  |

## Packing Info

|            |               |
|------------|---------------|
| Pcs/Carton | 12            |
| Barcode    | 5291889062363 |
| HS Code    | 9405990090    |

## Energy Label



## Certification & Warranty

Warranty

3 Years

Weee Directive

Yes

switch to  
**one light!**

one  
LIGHT

