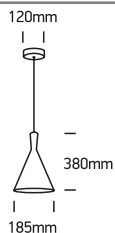
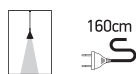


# INSTALLATION MANUAL

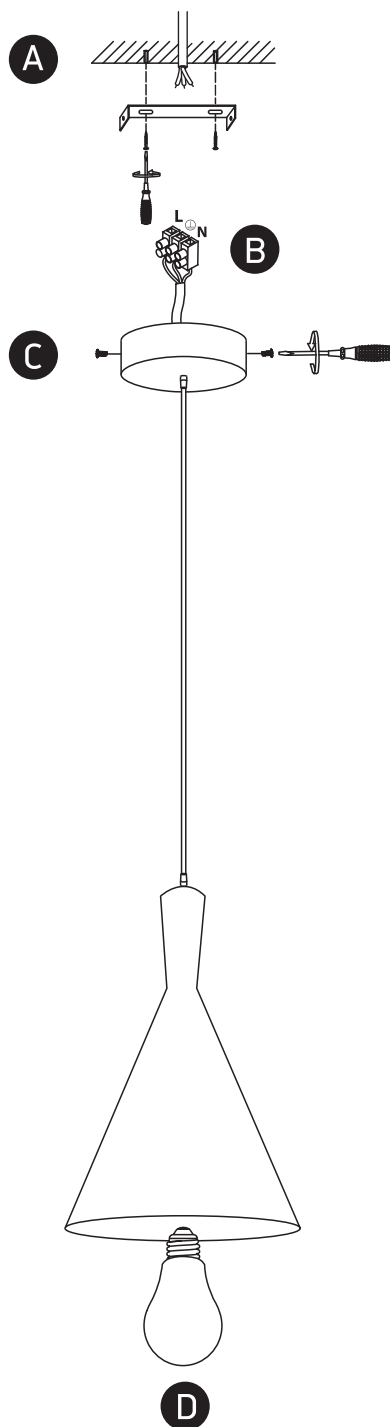
63040



100-240V | E27 | 12W | IP20 | Aluminium



one  
LIGHT



## Warnings:

1. Fix the base on the ceiling.
2. Make sure that the product is installed properly before connecting to electricity.
3. Connect the AC power cable to the driver's cable as shown in the above diagram.
4. Do not cover the fitting.
5. Maintenance and installation should only be carried out by a professional electrician.