


19 Wall Recessed & Inground > Indoor Decorative Wall Recessed

68070A/W/W



1W Wall Recessed LED Dark Light, IP20.

Requires 350mA driver.

Driver can not pass through cutout hole.

Complies with standard EN60598-1 and any other specific standards.



Downloads



Dimensions



Must be ordered separately



89004



Physical Specification

Item Group	19 Wall Recessed & Inground
Family	Indoor Decorative Wall Recessed
Order Code	68070A/W/W
Colour	White
Material	Die Cast
Shape	Circular


Height	35mm
Diameter	25mm
Cutout Hole Diameter	20mm
Recessed wall	Yes
Depth Required	45mm
Indoor	Yes
Adjustable	No

## Electrical Characteristics

### Fitting

Input Type	Constant Current
Input Current	350mA
Safety Class	
Power(Watts)	1W
IP Rating	IP20
Light Source	LED built in
LED Brand	Cree
Cable Length	40cm
F Mark	

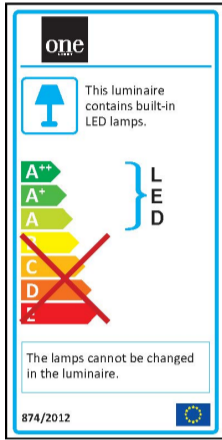
## Illumination Data

Colour Temperature	3000K
Lumen Output	60lm
Light Efficiency	60lm/W
CRI	80
Illumination Diagram	
Dark Light	Yes

## Packing Info

Box Length	5cm
Box Width	5cm
Box Height	4cm
Pcs/Carton	100
Barcode	5291889061885
HS Code	9405409900

## Energy Label



## Certification & Warranty

Warranty	2 Years
Weee Directive	Yes

switch to  
**one light!**

**one**  
LIGHT

