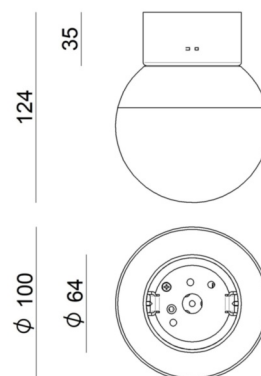




Systems | 1 topLED 6 W DC 350 mA | CRI 80  
9215



Technical data	
Construction year	2020
Type	Systems
Installation position	Ceiling
Installation environment	Indoor
Light Source	LED
Optics	General Lighting
Light emission direction	downward
Power	6 W
CCT / Tone	3000 K
Source lumens	900 lm
Current intensity	350mA
Frequency	50-60 Hz
CCT / Tone	3000 K
Colour rendering index	80 Ra
C.C. / C.V.	CC
Safety class	3
IP	IP20
Glow wire test	650°
Direct mounting on normally flammable surfaces	Yes
CE	Yes
Driver included	No
Dimmable article	No
Directional	No
Tilting	No
Walk-over	No
Drive-over	No
Cable included	No
Resin potting	No
Type of light emission	Single emission
Net weight	0.685 Kg
Electrostatic discharge protection	No
Surge protection	No

Finishing casing	
Material	Aluminium
Colour	embossed white RAL 9003
Processing	Coating

Finishing diffuser	
Material	PMMA
Colour	transparent

Finishing mounting frame	
Material	Aluminium
Colour	embossed white RAL 9003
Processing	Coating

Systems | 1 topLED 6 W DC 350 mA | CRI 80 | Color temperature : 3000 K  
9215

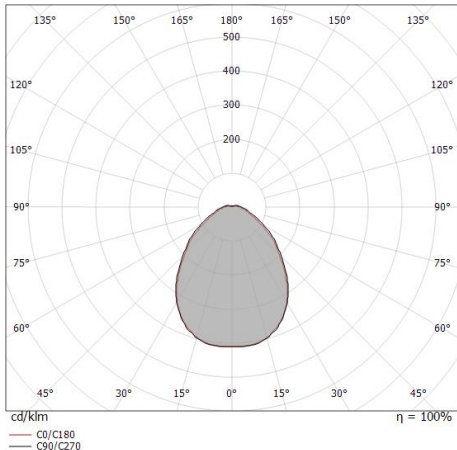
Single emission systems for indoor application. The warm white LED light source with a general lighting light distribution is composed of 1 topped LEDs with CCT of 3000 K and a CRI 80; the source luminous flux is 900 lm, with a 150.0 lm/W nominal luminous efficacy.

The device body is made of aluminium and features a embossed white ral 9003 finish, processed by means of coating; the diffuser is made of pmma; the mounting frame is made of aluminium, with a embossed white ral 9003 finish, processed by means of coating. The ingress protection degree is IP20; the total weight is of 0.685 kg. The power supply driver is not provided and is to be ordered separately.

The total absorbed power is 6 W.

The device features protection class III and can be ceiling-mounted.

Compliant with the EN 60598-1 standard and its specific provisions.



0.5	1.00 0.96	E(0°) E(C90) E(C0)	44.9° 43.7°	769 137 145
1.0	1.99 1.91	E(0°) E(C90) E(C0)	44.9° 43.7°	192 34 36
1.5	2.99 2.87	E(0°) E(C90) E(C0)	44.9° 43.7°	85 15 16
2.0	3.99 3.82	E(0°) E(C90) E(C0)	44.9° 43.7°	48 9 9
2.5	4.98 4.78	E(0°) E(C90) E(C0)	44.9° 43.7°	31 5 6
3.0	5.98 5.73	E(0°) E(C90) E(C0)	44.9° 43.7°	21 4 4

Distance [m]      Cone diameter [m]      Illuminance [lx]

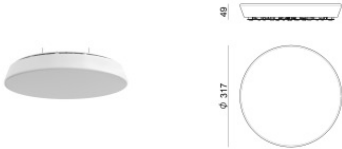

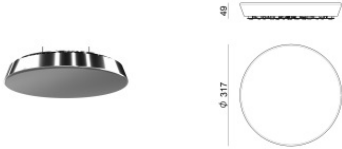

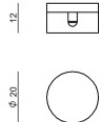
— C0/C180 (Half-peak divergence: 87.4°)  
— C90/C270 (Half-peak divergence: 89.8°)

Illuminotechnical Features	
Light Output Ratio (LOR)	51 %
Source lumens	900 lm
Delivered lumens	467.83 lm
Consumption	6 W
Luminaire efficacy	77 lm/W
Colour temperature	3000 K
Standard Deviation of Colour Matching	3 Step MacAdam
Colour rendering index	80 Ra
Junction temperature (lighting fixture)	80
Standard Operating Ambient Temperature	25
LED Life / Failure Ratio	
L70 B20 C0 72.5h	

UGR	
UGR axial	< 25
UGR transversal	< 25
X=4H   Y=8H	S=0.25H
Reflection factor	70/50/20

OPTICAL	
Light distribution simmetry	Symmetrical
C0/C180 optics	87°

Sinfonia Sys. - Rossini\_S | Systems | Accessories  
9215

	<p>Cable cover</p> <p>Material:Aluminium, colour:embossed white RAL 9003, processing:Coating.</p>	<p>Code</p> <p><u>KIT0090</u></p>
	<p>Cable cover</p> <p>Material:Aluminium, colour:black RAL 9005, processing:Coating.</p>	<p>Code</p> <p><u>KIT0091</u></p>
	<p>Cable cover</p> <p>Material:Aluminium, colour:chrome, processing:Electroplating.</p>	<p>Code</p> <p><u>KIT0092</u></p>
	<p>Cable cover</p> <p>Material:Aluminium, colour:gold, processing:Electroplating.</p>	<p>Code</p> <p><u>KIT0094</u></p>
	<p>Cable cover</p> <p>Material:PC, colour:black.</p>	<p>Code</p> <p><u>KIT0110</u></p>
	<p>Cable</p> <p>Length 10000 mm; insulation single/double with shielding.</p>	<p>Code</p> <p><u>KIT0106</u></p>