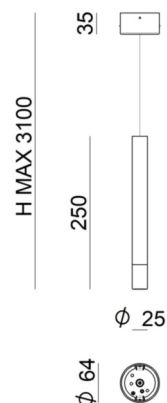


Pendant Luminaires | 220-240 V
1 topLED 3 W DC - 3 W AC | CRI 80
9250



Technical data	
Construction year	2020
Type	Pendant Luminaires
Installation position	Ceiling
Installation environment	Indoor
Light Source	LED
Optics	General Lighting
Light emission direction	downward
Power	3 W
Source lumens	230 lm
Frequency	50 - 60 Hz
CCT / Tone	3000 K
Colour rendering index	80 Ra
C.C. / C.V.	AC
Safety class	1
IP	IP20
Optical compartment IP	IP40
Glow wire test	650°
Direct mounting on normally flammable surfaces	Yes
CE	Yes
Driver included	Driver
Dimmable article	No
Directional	No
Tilting	No
Walk-over	No
Drive-over	No
Cable included	Yes
Cable length	3 m
Resin potting	No
Type of light emission	Single emission
Net weight	0.36 Kg
Electrostatic discharge protection	No
Surge protection	No

Finishing casing	
Material	Aluminium
Colour	embossed white RAL 9003
Processing	Coating

Finishing diffuser	
Material	PMMA
Colour	transparent

Finishing mounting frame	
Material	Aluminium
Colour	embossed white RAL 9003
Processing	Coating

Cables Electrification+suspension	
Max cable length	3000 mm

Pendant Luminaires | 220-240 V | 1 topLED 3 W DC - 3 W AC | CRI 80 | Base 9250

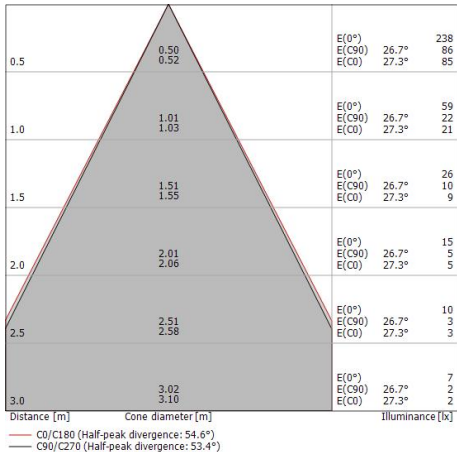
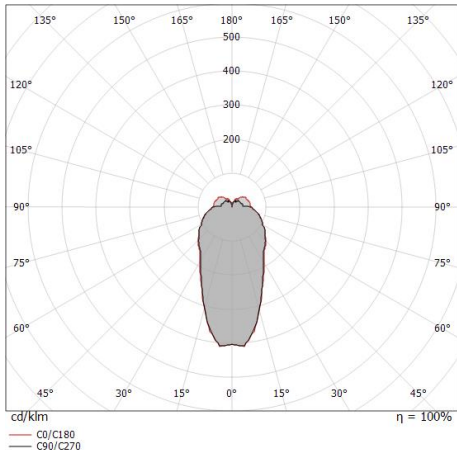
Single emission pendant luminaires for indoor application. The warm white LED light source with a general lighting light distribution is composed of 1 topLED LEDs with CCT of 3000 K and a CRI 80; the source luminous flux is 230 lm, with a 76.7 lm/W nominal luminous efficacy.

The device body is made of aluminium and features a embossed white ral 9003 finish, processed by means of coating; the diffuser is made of pmma; the mounting frame is made of aluminium, with a embossed white ral 9003 finish, processed by means of coating. The ingress protection degree is IP20; the total weight is of 0.36 kg.

The total absorbed power is 3 W. The power supply cable is included and features a 3 m lenght.

The device features protection class I and can be ceiling-mounted.

Compliant with the EN 60598-1 standard and its specific provisions.



Illuminotechnical Features	
Light Output Ratio (LOR)	63 %
Source lumens	230 lm
Delivered lumens	147 lm
Consumption	3 W
Luminaire efficacy	49 lm/W
Colour temperature	3000 K
Standard Deviation of Colour Matching	3 Step MacAdam
Colour rendering index	80 Ra
Junction temperature (lighting fixture)	80
Standard Operating Ambient Temperature	25
LED Life / Failure Ratio	
L70 B20 C0 72.5h	

UGR	
UGR axial	< 25
UGR transversal	< 25
X=4H Y=8H	S=0.25H
Reflection factor	70/50/20

OPTICAL	
Light distribution simmetry	Symmetrical
C0/C180 optics	53°