


# Profilul STEP

Ref. A18042

Ref. arch 18042

**KLUŚ** Inspiring Solutions



- Pentru instalarea pe treptele scării
- Elemente antiderapante
- Două variante de lumină
- Rezistență mecanică ridicată

## ACTIVELE DE PRODUS

- iluminat de avertizare și protecție antiderapantă pe scări

## MONTAJ

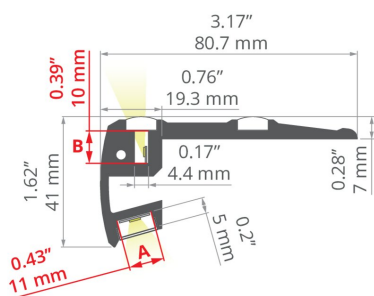
- într-o măsură, cu ajutorul șuruburilor selectate corespunzător

## ADDITIONAL INFORMATION

- lungimi standard de profile și capace Kluś: 1000mm (toleranță ± 1,5 mm) și 2005mm / 3010mm (toleranță +5mm); pentru capacele selectate 6050mm, 10050mm (toleranță +5mm)  
- În cazul în care alegeți o altă lungime a profilelor / capacele decât cea disponibilă ca standard, trebuie să alegeți în plus serviciul de tăiere de la firma KLUŚ

## DESEN TEHNIC

1:2



## SPECIFICAȚII TEHNICE

Material	aluminiu
IP posibil de fixare	20, 67
Lățime	80.7 mm
Înălțime	40 mm
Lățimea lipire LED A	11 mm
Lățimea lipire LED B	10 mm
Numărul de benzi LED A (8 mm lățime)	1
Tipul clădirii	Entertainment/ Arts, Commercial, HoReCa object, Retail
Zona de facilitati	stairs and handrails
Capacul este tăiat la lungimea profilului	da
Ieșire a cablului pe dedesubt	da

Culoare	Lungime	Ref
■ argint anodizat	1000 mm	A18042A_1 18042ANODA_1
	2005 mm	A18042A_2 18042ANODA_2
	3010 mm	A18042A_3 18042ANODA_3
■ negru anodizat	1000 mm	A18042A07_1 18042K7_1
	2005 mm	A18042A07_2 18042K7_2
	3010 mm	A18042A07_3 18042K7_3

# Profilul STEP

Ref. A18042

Ref. arch 18042

## SAMPLE PROJECTS



## ACCESORII AFERENTE > DIFUZOR






NUME	MATERIAL	TRASMITANȚA	CULOARE	REF.
60	PC	64 %	<input type="checkbox"/> mate	17075
LIGER	PC	70 %	<input type="checkbox"/> mate	B17037M 17037
		32 %	<input checked="" type="checkbox"/> negru	B17037C 17040
KA-COM	PVC	70 %	<input type="checkbox"/> mate	B17179M 17179
		93 %	<input checked="" type="checkbox"/> transparente	B17179T 17180
HS	PC	73 %	<input type="checkbox"/> mate	B17208M 1369
		94 %	<input checked="" type="checkbox"/> transparente	B17208T 1370
KA-PRO	PC	67 %	<input type="checkbox"/> mate	B17064M 17064
		94 %	<input checked="" type="checkbox"/> transparente	B17064T 17065
KA	PC	63 %	<input type="checkbox"/> mate	B17035M 17035
		91 %	<input checked="" type="checkbox"/> transparente	B17035T 17036

# Profilul STEP

Ref. A18042

Ref. arch 18042

## ACCESORII AFERENTE > CAPACE DE CAPĂT

NUME	MATERIAL	CULOARE	REF.
STEP-P		PP	 gri C28006C02 24113
			 negru C28006C07 24126
STEP-L		PP	 gri C28007C02 24114
			 negru C28007C07 24125
STEP-90		PP	 gri C24025C02 24025

## ACCESORII AFERENTE > RELATED LED




**K-1210-12V**  
K-1210-12  
Ref. arch K-1210-12V



**K-1275-12V**  
K-1275-12  
Ref. arch K-1275-12V




**WP-K-1220-12V**  
KWP-1220-12  
Ref. arch WP-K-1220-12V



**WP-K-1275-12V**  
KWP-1275-12  
Ref. arch WP-K-1275-12V



**WP-K-1220-IP65-12V**  
\_bład  
Ref. arch WP-K-1220-IP65-12V



**K-1275-RGB-12V**  
K-RGB-1275-12  
Ref. arch K-1275-RGB-12V

## ACCESORII AFERENTE > RELATED LED > ALB MONO



**WP-K-1910-HD-IP65-24V**  
KWP-GHD-1910-24  
Ref. arch WP-K-1910HDIP6524V

### ACCESORII AFERENTE > RELATED LED > CRI 95+




**WP-K-CR-1210-24V**  
KWP-CR-1210-24  
Ref. arch WP-K-CR-1210-24V



**WP-K-CR-1220-24V**  
KWP-CR-1220-24  
Ref. arch WP-K-CR-1220-24V



**WP-K-CR-1275-24V**  
KWP-CR-1275-24  
Ref. arch WP-K-CR-1275-24V




**K-CR-1210-24V**  
K-CR-1210-24  
Ref. arch K-CR-1210-24V




**K-CR-1220-24V**  
K-CR-1220-24  
Ref. arch K-CR-1220-24V



**K-CR-1275-24V**  
K-CR-1275-24  
Ref. arch K-CR-1275-24V



**K-CR-1820-HD-24V**  
K-CRHD-1820-24  
Ref. arch K-CR-1820-HD-24V



**K-CR-1910-HD-24V**  
K-CRHD-1910-24  
Ref. arch K-CR-1910-HD-24V

### ACCESORII AFERENTE > RELATED LED > LUMINĂ LATERALĂ



**K-SE-1210-8-24V**  
K-SE-1210-24-8  
Ref. arch K-SE-1210-8-24V




**WP-K-SE-1210-8-24V**  
KWP-SE-1210-24-8  
Ref. arch WP-K-SE-1210-8-24V

### ACCESORII AFERENTE > RELATED LED > RGB / RGB-W / RGB-CTT



**K-1530-RGB+W-24V**  
K-RGBW-1530-24  
Ref. arch K-1530-RGB+W-24V



**K-1920-120-RGB-24V**  
K-RGB-1920-120-24  
Ref. arch K-1920-120-RGB-24V




**WP-K-1920-120-RGB-24V**  
KWP-1920-120-RGB-24  
Ref. arch WP-K-1920-120-RGB-24V

### ACCESORII AFERENTE > RELATED LED > RANDAMENT LUMINOS RIDICAT

# Profilul STEP

Ref. A18042

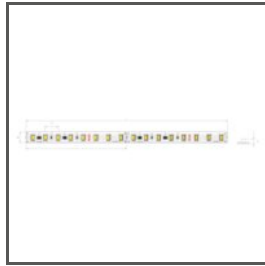
Ref. arch 18042



**K-HE-0480-HD-24V**

K-HEHD-0480-24


Ref. arch K-HE-0480-HD-24V



**K-HE-0960-HD-24V**

K-HEHD-0960-24

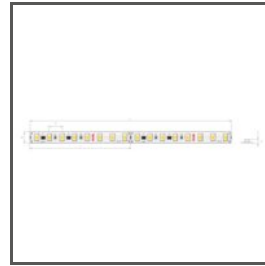
Ref. arch K-HE-0960-HD-24V



**K-HE-1440-HD-24V**

K-HEHD-1440-24

Ref. arch K-HE-1440-HD-24V



**K-HE-1920-HD-24V**

K-HEHD-1920-24

Ref. arch K-HE-1920-HD-24V

## ACCESORII AFERENTE > ARTICOLE SUPLIMENTARE > ALTE ACCESORII



DISPOZITIV

C28063

Ref. arch 00023

## ACCESORII AFERENTE > ARTICOLE SUPLIMENTARE > ALTELE



PRESETUPĂ

**6,4x3**

C42264C07

Ref. arch 42264

## ACCESORII AFERENTE > ARTICOLE SUPLIMENTARE > CORDOANE DE SILICON

# Profilul STEP

Ref. A18042

Ref. arch 18042



ȘNUR ANTIDERAPANT

**14**

C24537C00

Ref. arch 17001