



New 2019 Edition 3>Downlights Fixed LED

10109D/W/C



9W Dark Light LED Downlight .

Supplied with 300mA non-dimmable LED driver.

Complies with standard EN60598-1 and any other specific standards.



Downloads



Dimensions



Gallery






Physical Specification


Item Group	New 2019 Edition 3
Family	Downlights Fixed LED
Order Code	10109D/W/C
Colour	White
Material	Die Cast
Shape	Circular
Height	50mm

Diameter	120mm
Cutout Hole Diameter	110mm
Recessed Ceiling	Yes
Depth Required	70mm
Indoor	Yes
Adjustable	No


Electrical Characteristics

Gear	External-Included
Fitting + Driver	
Input Voltage	220-240V
50 Hz	Yes
60 Hz	Yes
Safety Class	
Power(Watts)	9W
IP Rating	IP20
Light Source	LED built in
Dimmable	No
F Mark	

Fitting	
Input Type	Constant Current
Input Current	300mA
Voltage	28V
Safety Class	
Power(Watts)	8,1W
IP Rating	IP20
Light Source	LED built in
LED Type	SMD 2835

LED Brand	Sanan
Gear	
Gear Type	Led Driver
Input Voltage	220-240V
50 Hz	Yes
60 Hz	Yes
Power(Watts)	7,5-12,6W
Power Factor	0,9
Constant Current	Yes
300mA	25-42V
IP Rating	IP20
Safety Class	
Dimmable	No
Ambient Temp	-30? ~ +50?
Housing Material	Plastic
Manufacturer	Lifud

Illumination Data

Colour Temperature	4000K
Lumen Output	765lm
Light Efficiency	85lm/W
CRI	80
Illumination Diagram	
Dark Light	Yes

Packing Info

Box Length	15cm
Box Width	7cm
Box Height	13cm

Pcs/Carton	50
Barcode	5291889060673
HS Code	9405409900

Energy Label



Certification & Warranty

Warranty	2 Years
Weee Directive	Yes

switch to  
**one light!**

