

New 2020 Edition 2>Plafo

## 62026C/W



30W LED slim plafo light, IP20, suitable for residential and commercial application.

Supplied with non-dimmable LED driver.

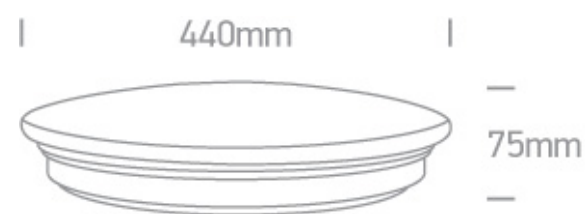
Complies with standard EN60598-1 and any other specific standards.



### Downloads



### Dimensions



### Physical Specification

Item Group	New 2020 Edition 2
Family	Plafo
Order Code	62026C/W
Colour	White
Material	Metal
Diffuser Material	Plastic
Shape	Circular
Height	75mm
Diameter	440mm
Surface Ceiling	Yes
Indoor	Yes
Adjustable	No

Gear

Built In

Fitting + Driver

Input Voltage

220-240V

50 Hz

Yes

60 Hz

Yes

Safety Class



Power(Watts)

30W

IP Rating

IP20

Light Source

LED built in

Dimmable

No

F Mark



Fitting

Input Type

Constant Current

Input Current

200mA

Voltage

145V

Power(Watts)

29W

IP Rating

IP20

Light Source

LED built in

LED Type

SMD 2835

LED Brand

Sanan

F Mark



Gear

Gear Type

Led Driver

Input Voltage

220-240V

50 Hz


Yes

60 Hz


Yes

Power(Watts)

26-30W

Power Factor	0,9
Constant Current	Yes
200mA	130-150V
IP Rating	IP20
Safety Class	
Dimmable	No
Housing Material	Plastic
Output Terminal	Connector

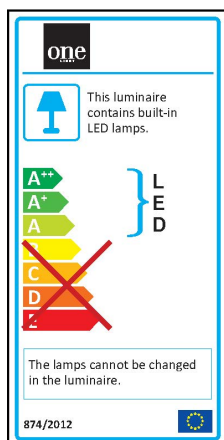
### Illumination Data

Colour Temperature	3000K
Lumen Output	2150lm
Light Efficiency	71,67lm/W
Illumination Diagram	

### Packing Info

Pcs/Carton	5
Barcode	5291889063766
HS Code	9405104090

### Energy Label



Warranty

2 Years

Weee Directive

Yes

switch to  
**one light!**

one  
LIGHT

