



New 2020 Edition 2>Plafo

62152/W/W



40W LED slim plafo light, IP20, suitable for residential and commercial application.

Supplied with non-dimmable LED driver.

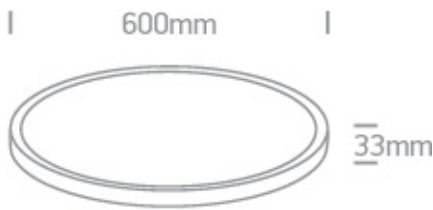
Complies with standard EN60598-1 and any other specific standards.



Downloads






Dimensions



Physical Specification

Item Group	New 2020 Edition 2
Family	Plafo
Order Code	62152/W/W
Colour	White
Material	Aluminium
Shape	Circular
Height	33mm
Diameter	600mm
Surface Ceiling	Yes
Indoor	Yes
Adjustable	No


Gear	Built In
Fitting + Driver	
Input Voltage	220-240V
50 Hz	Yes
60 Hz	Yes
Safety Class	
Power(Watts)	40W
IP Rating	IP20
Light Source	LED built in
Dimmable	No
F Mark	

Fitting	
Input Type	Constant Current
Input Current	700mA
Voltage	56V
Power(Watts)	39,2W
IP Rating	IP20
Light Source	LED built in
LED Type	SMD 2835
LED Brand	Sanan
F Mark	

Gear	
Gear Type	Led Driver
Input Voltage	220-240V
50 Hz	Yes
60 Hz	Yes
Power(Watts)	31,5-40W

Power Factor	0,9
Constant Current	Yes
700mA	45-57V
IP Rating	IP20
Safety Class	
Dimmable	No
Housing Material	Plastic
Output Terminal	Connector
Brand	3AAA

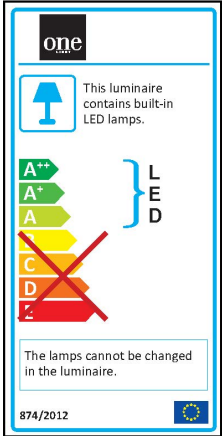
Illumination Data

Colour Temperature	3000K
Lumen Output	2800lm
Light Efficiency	70lm/W
CRI	80
Illumination Diagram	

Packing Info

Pcs/Carton	5
Barcode	5291889063483
HS Code	9405104090

Energy Label



Warranty

3 Years

Weee Directive

Yes

switch to
one light!

