



New 2019 Edition 2>Plafo

67448A/W/W



36W LED slim plafo, suitable for residential and commercial application, IP20.

Supplied with non-dimmable LED driver.

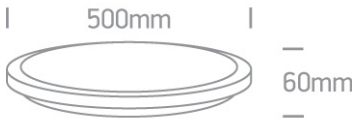
Complies with standard EN60598-1 and any other specific standards.



Downloads







Dimensions




Physical Specification

Product Type	Fitting
Item Group	New 2019 Edition 2
Family	Plafo
Order Code	67448A/W/W
Colour	White
Material	Metal
Diffuser Material	Plastic
Shape	Circular
Height	60mm
Diameter	500mm
Surface Ceiling	Yes
Indoor	Yes

Adjustable	No
Electrical Characteristics	
Gear	Built In
Fitting + Driver	
Input Voltage	100-240V
50 Hz	Yes
60 Hz	Yes
Safety Class	
Power(Watts)	36W
IP Rating	IP20
Light Source	LED built in
Dimmable	No
F Mark	
Fitting	
Input Type	Constant Current
Input Current	850mA
Voltage	40V
Power(Watts)	34W
IP Rating	IP20
Light Source	LED built in
LED Brand	Sanan
F Mark	
Gear	
Gear Type	Led Driver
Input Voltage	220-240V
50 Hz	Yes
60 Hz	Yes

Power(Watts)	15,7-22,4W
Power Factor	0,9
Constant Current	Yes
850mA	28-40V
IP Rating	IP20
Safety Class	
Dimmable	No
Housing Material	Plastic
Output Terminal	Connector

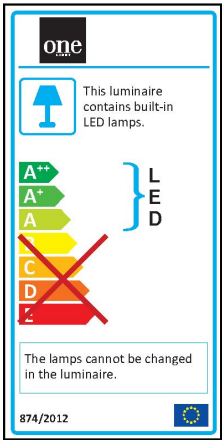
Illumination Data

Colour Temperature	3000K
Lumen Output	2700lm
Light Efficiency	75lm/W
CRI	85
Illumination Diagram	

Packing Info

Box Length	50cm
Box Width	50cm
Box Height	7,5cm
Pcs/Carton	5
Barcode	5291889059202
HS Code	9405409900

Energy Label



Certification & Warranty

Warranty

2 Years

Wee Directive

Yes

switch to
one light!

